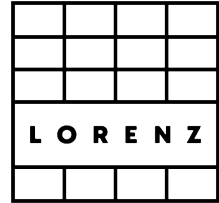



# Wall System Made of Wood and Straw

The prefabricated wall system made of wood and straw  
For the construction of consciously healthy and sustainable  
inner and outer walls.



## DD24\_406\_RE



### System features

- Frames preassembled by hand
- High degree of stiffness and dimensional stability
- Mechanically pressed and planed filling
- Uniform and efficient heat insulation
- Water vapour permeable system

### Advantages

- Quick and easy to assemble
- Can be plastered and planked immediately
- Serves as an outer or inner wall
- Available in many sizes
- No straw waste

### Environmental aspects

- Free from pollutants, as certified by an accredited testing laboratory
- Sustainable carbon footprint
- Easy to disassemble and completely biodegradable
- Good sound absorption
- Guarantees a healthy home

**Information:** This data sheet contains a visual representation of the product. In some cases, there may be minor discrepancies between the product shown and the actual product. Such discrepancies represent neither a defective product nor a technical limitation.

# Wall Module DD24\_406\_RE

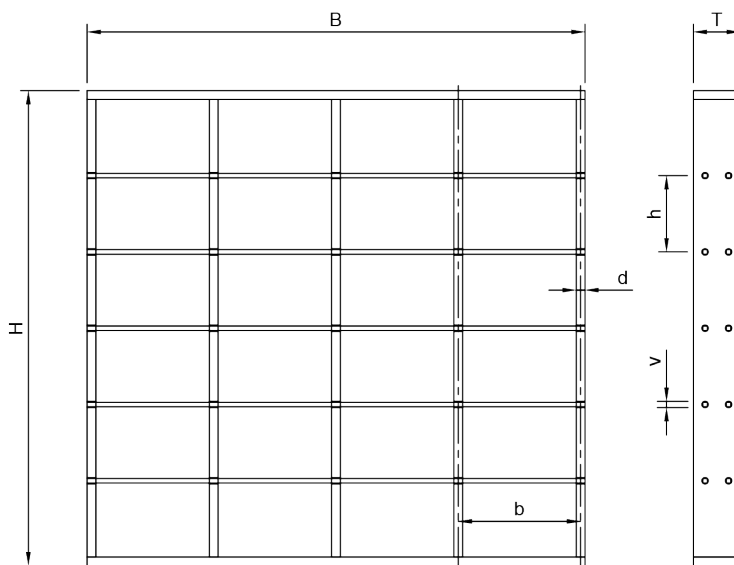
## Components

Wood from regional forests, straw from regional fields, and screws.

Not reinforced. Other models and sizes available on request.

Nominal dimension	mm*
H (Height)	2.430
B (Width)	2.545
T (Depth)	240
h (Height of section)	390
b (Width of section)	625
d (Width plank)	45
v (Height bar)	32

\* according to DIN 68100



Technical Parameters DD24_406_RE	Specification/Unit	
Straw quality	construction grade straw, regionally sourced	I. Filling
Fire behaviour	class E (according to EN 13501-1)	
Gross density of straw	100 kg/m <sup>3</sup> (± 15), residual moisture < 18 %	
Method of pressing	mechanically pressed into high-density spheres	
Orientation of straw	vertical for thermal flow	II. Frame
Gross density of wood	441 kg/m <sup>3</sup> , residual moisture < 18 %	
Quality of wood	KVH, spruce, raw	III. Joints
Joining material: nails	plugs, beech, raw, 8 mm	
Joining material: screws	flat head screw, galvanized, 6 x 120 mm	
Joining material: crossbars	made from local pine, pre-sorted, 24 x 24 mm	
Absolute weight	206,90 kg	
Specific weight (wall surface)	33,46 kg/m <sup>2</sup>	
Specific area load (floor surface)	3,32 kN/m <sup>2</sup>	
Thermal conductivity (λ)	0,049 W/(m*K)	
Thermal transmittance	0,219 W/(m <sup>2</sup> *K) (U-value according EnEV*)	
Carbon footprint, production	0,264 kg/m <sup>2</sup>	
Range of application	wall module (interior and exterior)	

\*German Energy Saving Ordinance



LORENZ GmbH  
Am Steinbruch 16  
04425 Taucha

Tel.: +49 34298 20 99 36  
Fax: +49 34298 20 99 40  
E-Mail: [info@lorenzsysteme.de](mailto:info@lorenzsysteme.de)  
Web: [www.lorenzsysteme.de](http://www.lorenzsysteme.de)

Version 1.1/07/20

